

Strategies for an FDL Based Feed-Back Buffer for an Optical Packet Switch with QoS Differentiation

Chris Develder, Mario Pickavet, Piet Demeester

Dept. of Information Technology, Ghent University – IMEC, St.-Pietersnieuwstraat 41, 9000 Ghent, Belgium

Abstract— To match switching technology to the huge capacities provided by (D)WDM, migration to Optical Packet Switching (OPS) is foreseen. A crucial issue in packet switching is avoiding losses when multiple packets arriving at the same time contend for the same resource, in casu the wavelength(s) on an output fibre. In optics, no RAM is available: the only memory available is based on the use of Fibre Delay Lines (FDLs) which store packets for a pre-defined period of time by sending light through a fibre of well defined length. In the frame of the European research project DAVID, we study a so-called Optical Packet Router (OPR) with feed-back buffer that switches fixed-length optical packets, and compare different FDL based structures and scheduling strategies. As the delay in the access part of the network usually is by far larger than in the backbone where OPRs are to be deployed, the main criterion is the packet loss rate (PLR), which we assess through simulation. Various strategies are compared for memory-less Poisson and bursty traffic types, as well as self-similar sources.

Index terms— (D)WDM, Optical Packet Switching, logical performance, simulation.

A. INTRODUCTION

THE deployment of (D)WDM networks successfully answers the ever lasting hunger for bandwidth. Recent research projects and related work within standardisation bodies (e.g. ITU and IETF with ASON-related work and GMPLS) focus on moving onwards from the deployment of point-to-point connections to real optical networking. The approach taken is essentially a circuit-switched one: (virtual) wavelength circuits are set-up between ingress-egress pairs of the network. Although the operation and design of those networks is relatively easily achievable, they are hard to efficiently exploit in scenarios with highly variable traffic patterns. Optical Packet Switching (OPS) addresses this issue by exploiting TDM. While profiting from advances in optical technology, OPS offers better bandwidth granularity, thus efficiency, and flexibility.

To guarantee successful operation of an OPS network, the Packet Loss Rate (PLR) needs to be sufficiently low. In electronics this is achieved by temporarily storing the packets in RAM. In the optical domain, Fibre Delay Lines

(FDLs) are used to temporarily delay excess packets. In the following, we discuss FDL buffer structures and scheduling strategies for an Optical Packet Router (OPR) with a feed-back FDL buffer, proposed within the framework of the European research project DAVID. To provide service differentiation, the OPR adopts a priority mechanism.

The remainder of the paper is structured as follows: Section B presents the architecture under study, continuing with the OPR operation in Section C. Two major feed-back buffer structures are compared in Section D: having only one FDL length, or rather multiple FDL lengths. For the latter, Section E discusses various scheduling strategies. The impact of service differentiation on the overall PLR is elaborated on in Section F. The final Section G summarizes the conclusions.

B. NETWORK AND NODE ARCHITECTURE

The European research project DAVID (Data And Voice Integration over DWDM) aims at proposing a viable approach towards OPS. A network architecture is proposed encompassing both metro and backbone DWDM networks. In the backbone, Optical Packet Routers (OPRs) are interconnected in a mesh used to transport fixed-length packets, which are synchronized at the input ports of each OPR, operating in slotted mode.

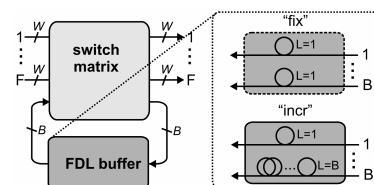


Fig. 1. Logical structure of the OPR with two sample FDL configurations.

A broadcast-and-select switching fabric using SOA technology, described in [1], forms the core of the OPR with a logical structure as sketched in Fig. 1. The input and output ports of this matrix are divided between the W wavelengths of the F fibres connecting the OPR to its neighbours. To solve possible contention, the wavelength domain is exploited: wavelength converters are foreseen at the switch's ports. In addition, B wavelength ports are reserved for connection to and from the buffer block made up of one or more FDLs (free of switching elements).

This work has been supported by the European Commission through the IST-project DAVID (IST-1999-11387), and by the Flemish Government through the IWT GBOU-project "Optical Networking and Node Architectures". C. Develder is supported as a Research Assistant of the Fund for Scientific Research – Flanders (F.W.O.-VI), Belgium.

C. PACKET SCHEDULING

The OPR operates in a slotted way: every timeslot, it inspects packets arriving at its input ports, and subsequently decides what packets to forward (to the output ports or the feed-back buffer) or to drop. This decision is taken by following a fixed procedure, comprising two phases: (i) for each output fibre of the OPR, elect at most W packets to be forward directly, (ii) from the remaining packets, elect at most B to put in the buffer; any other packet will be lost.

Election of packets for forwarding and buffering is based on two criteria: the priority attached to the service class the packet belongs to, and the time it already spent in the OPR. The service differentiation is based on a pure priority scheme: packets of a higher priority class are given precedence over lower priority ones. Within the set of packets with the same priority, the one which has spent most time in the OPR already is favoured. Among multiple packets sharing the same priority and time spent in the OPR, one is selected randomly.

D. CHOOSING A BUFFER CONFIGURATION

For feed-back buffer's FDL structure, there are essentially two options: use a single FDL length for all B buffer ports, or adopt different FDL lengths. The latter offers greater buffer capacity for the same number of switching fabric ports devoted to the recirculating buffer.

For the two buffer structures outlined in Fig. 1, we have assessed the logical performance for an OPR with $F=6$ input and output ports, each carrying $W=32$ wavelengths. Figure 2 plots the PLR comparing the fixed FDL case (*fix*, $L=1$ for all B ports), and the case with increasing FDL lengths (*incr*, $L=1,2,3,\dots,B$) for increasing number of buffer ports $B=0\dots64$. Results are shown for three traffic source types. The first is the well-known Poisson process. The GeoOnOff source generates bursty trains of packets: an on/off source with geometrically distributed lengths of both on- and off-periods. Self-similar traffic labelled ParetoOnOff was generated using on/off sources with Pareto distributed on- and off-times [2]. A uniform traffic matrix was used, for a total load of 0.95. Three traffic priority classes were used for all presented simulation results: 50% highest, 25% middle and 25% lowest priority traffic.

In accordance with intuition, we find that the buffer with increasing FDL lengths for the B buffer ports largely outperforms the buffer with a single FDL length, and the more with increasing B (cf. growing difference in "storage" capacity). For the memory-less Poisson traffic sources, the advantage of the *incr* approach over *fix* mounts up to a factor close to two orders of magnitude already for $B=32$.

Also for bursty GeoOnOff traffic, the increasing FDL length buffer gives PLRs that may differ an order of magnitude or more. Yet, for the self-similar traffic model ParetoOnOff, the differences are far less striking: the effect of adding buffer space is not that effective.

Obviously, the better logical performance of using different FDL lengths needs to be counterposed by the risk of re-ordering of packets belonging to the same flow, which can be avoided completely by using a single FDL length of 1 slot-time. In addition, the single FDL length implies that a single physical FDL can be used for all B buffer ports, through (D)WDM. Also, the multiple FDL length approach suffers from its need for a more complex buffer scheduling algorithm, as discussed in the next section.

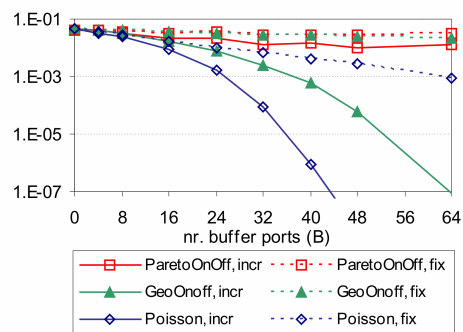


Fig. 2. Comparison of using a single FDL length (*fix*, dashed lines) and increasing FDL lengths (*incr*, full lines).

E. BUFFER STRATEGIES

For a buffer with differing FDL lengths, not all the B buffer ports are equivalent. Thus, in addition to the election procedure of packets to buffer, a decision procedure is needed to determine the FDL length to use. The following four strategies were compared:

- *MinDelay*: for each packet entered in the buffer, the free buffer port with smallest corresponding FDL length is chosen; this is the strategy used in Fig. 2.
- *NoOvr*: to buffer packet p , take the FDL with smallest length L such that no more than W packets of the same or higher priority than p will leave the buffer at $now+L$ for the same output fibre of the OPR; otherwise drop the packet.
- *AvoidOvr*: first seek the free port with smallest FDL length that would not cause overload; enter the packet at the free port with the smallest FDL length if no such overload-avoiding port can be found.
- *Balance*: contending packets are spread in time. To buffer a packet p , count (N_L) for each available FDL length L , the packets scheduled at $now+L$ for the same output port destination as p , and of the same or higher

priority as p . The packet is then put in the free FDL with the smallest count N_L .

Figure 3 compares the PLR achieved. The Balance strategy largely outperforms the others for both Poisson and the bursty GeoOnOff models (factors up to 6, resp. 3, for $B=40$). For the self-similar ParetoOnOff traffic, no significant reduction of PLR can be achieved through choosing an appropriate strategy.

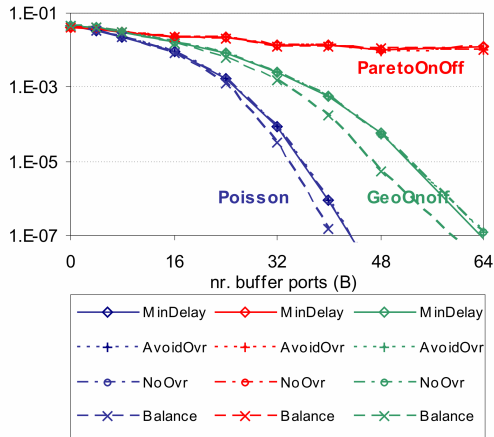


Fig. 3. Comparison of four buffer strategies for a feed-back buffer with increasing FDL lengths (configuration *incr*).

F. THE COST OF SERVICE DIFFERENTIATION

As outlined before, the proposed OPR architecture provides service differentiation by giving absolute precedence to packets of higher priority (recall the election scheme for forwarding and buffering, Section C). To assess the impact of using a priority-based scheme, we have compared its logical performance with a scheduling algorithm that discards traffic class information (i.e. attaches the same priority to all traffic classes).

The results of that comparison are presented in Fig. 4 for the Balance buffer strategy. For GeoOnOff traffic, the priority scheme surprisingly outperforms the one where they are ignored, especially for a large number of buffer ports. The reason is that for this particular traffic type, with limited On-periods, it is better to favour packets destined for an output port suffering heavy contention at the time we are making the buffering decision: the chance that the overload caused on that port will have subsided when a packet comes out of the FDL is bigger for the delays offered by the longer FDLs. Such spreading in time of packets is effectively achieved for the Balance strategy under study. Favouring packets destined for ports suffering from heavy contention is more pronounced when using priorities than when not, which strengthens the advantageous effect

of service differentiation for larger buffer sizes in the GeoOnOff case.

The reduction in PLR does not show up when there is no significant correlation of the amount of overload on a particular output port between timeslots spaced at scales in the range of the FDL delays, e.g. for the memory-less Poisson traffic. In case of ParetoOnOff traffic, because of its long-range correlations, the PLR is even slightly increased when deploying service differentiation. For other buffer scheduling strategies (not shown in Fig.4), which do not successfully spread packets destined for the same output port in time, the peculiar reduction in PLR for GeoOnOff traffic is not that pronounced.

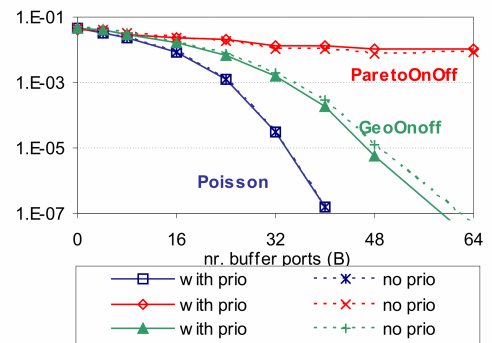


Fig. 4. Overall PLR when using service differentiation (*with prio*) vs. when ignoring traffic priority class information (*no prio*) for the buffer with increasing FDL lengths (*incr*) using the Balance strategy.

G. CONCLUSIONS

We have investigated two distinct FDL configurations for a feed-back buffer in OPS. By using FDLs of different lengths, the PLR can be cut down significantly (up to multiple orders of magnitude) compared to a fixed length approach. The PLR can be further reduced if an appropriate buffer strategy is chosen. The penalty of using service differentiation was shown to be limited, or even non-existing, in terms of PLR.

However, the effectiveness of the FDL buffer and associated buffering strategies largely depends on the traffic type: for self-similar traffic, the PLR can not be effectively reduced through the use of FDL buffering.

REFERENCES

- [1] D. Chiaroni, et al., "First demonstration of an asynchronous optical packet switching matrix prototype for MultiTerabitclass routers/switches", Proc. of ECOC2001, Amsterdam, The Netherlands, October 2001.
- [2] W. Willinger, et al., "Self-similarity through high-variability: statistical analysis of Ethernet LAN traffic at the source level", IEEE/ACM Transactions on Networking, Vol. 5, No. 1, Jan. 1997, pp. 71-86.